

OSD[®]
NERO

SPHERE 3
PENDANT SPEAKER

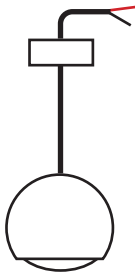


USER'S GUIDE

Safety Instructions

1. Choose a secure mounting location. Ensure the mounting surface is sound where the speaker can firmly attach. If the mounting surface is not sound or if the speaker is not mounted properly damage and or personal injury may occur.
2. Do not use nails, adhesives or other non authorized methods of mounting. Long-term use and vibration may cause failure and damage.
3. Take care not to damage the cone surface of the speaker as this will cause loss in performance and sound quality.
4. Installation or service should always be performed with the power amplifiers power OFF.
5. Always reduce volume levels when switching sources (ex. Tuner / DVD / CD) to avoid damage to the speakers.

Packing List



1 Sphere3



1 Mounting Bracket



Screw x2



Screw x2

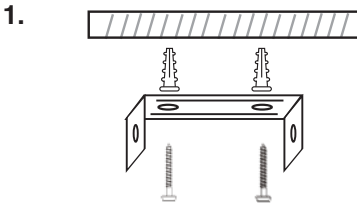


Drywall Insert X2

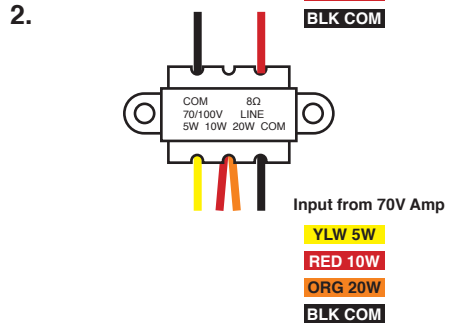
Installation

1. Affix the mounting bracket to the ceiling surface.
2. Connect the speaker wire to the correct wiring configuration.
3. Attach the speaker to the bracket

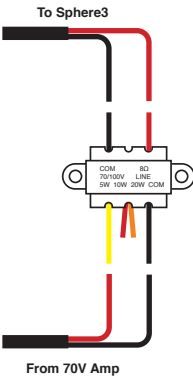
Mounting Bracket



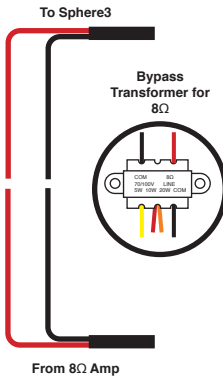
Transformer Wiring



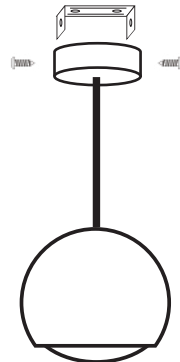
70V Example



8Ω Example



3. Attach to Bracket



Specifications:

- 2-Way Pendant Speaker
- Woofer: 3.5" Paper Cone
- Tweeter: ½" Silk Dome
- Power Handling: 30W Max.
- Transformer: 5W, 10W, 20W
- Impedance: 8 Ohm
- Freq Response: 60-18kHz
- Sensitivity: 89±2dB
- Dimensions: H 4.5" x D 4.25"
- Weight: 1.94 lbs

WARRANTY

All OSD NERO speaker products have a (15) year Limited Warranty against defects in materials and workmanship. Proof of purchase must accompany all claims. During the warranty period OSD AUDIO will replace any defective part and correct any defect in workmanship without charge for either parts or labor OSD AUDIO may replace returned speakers with a product of equal value and performance. In such cases, some modification to the mounting may be necessary and are not OSD AUDIO's responsibility.

For this warranty to apply, the unit must be installed and used according to its written instructions. If necessary, repairs must be performed by OSD AUDIO. The unit must be returned to OSD AUDIO at the owner's expense and with prior written permission. Accidental damage and shipping damage are not considered defects, nor is damaged resulting from abuse or from servicing performed by an agency or person not specifically authorized in writing by OSD Audio

OSD AUDIO sells products only through authorized dealers and distributors to ensure that customers obtain proper support and service. Any OSD AUDIO product purchased from an unauthorized dealer or other source, including retailers, mail over dealers and on-line sellers will not be honored or serviced under existing OSD AUDIO warranty policy. Any sale of product by an unauthorized source or other manner not authorized by OSD AUDIO shall void the warranty on the applicable product.

Damage to or destruction of components due to application of excessive power voids the warranty on those parts. In these cases, repairs will be made on the basis of the retail value of the parts and labor. To return for repairs, you must email customer service at RMA@audiogeargroup.com for a Returned Merchandise Authorization (RMA) number# then the unit must be shipped to OSD AUDIO at the owner's expense, along with a note explaining the nature of service required. Be sure to pack the speaker(s) in a corrugated container with at least 3 inches of resilient material to protect the unit from damage in transit.

This Warranty Does Not Cover:

Damage caused by abuse, accident, misuse, negligence, or improper operation (installation) • Any products that have been altered or modified • Any product whose identifying number of decal, serial #, etc. has been altered, defaced or removed • Normal wear and maintenance.